THE LUMBERMAN'S HOUSE



FROM

THE LORD ZSEZSE WORKS

HELP TO THE PRINTING

Walls




STONE WITH BRUSH : PAGE 7.




STONE : PAGE 8.




OLD PLASTER WITH BRUSH : PAGE 9.




OLD PLASTER : PAGE 10.




WOOD : PAGE 11.

Roofs



PAGE 12.



PAGE 13.



PAGE 14.

CHIMNEY



PAGE 16.

TO THE NEXT WALLS:
PAGES 7,2,11



PAGE 17.

TO THE NEXT WALLS:
PAGES 8, 10



PAGE 18.

TO THE NEXT WALLS:
PAGES 7,2,11



PAGE 12.

TO THE NEXT WALLS:
PAGES 8, 10

SAWHORSE, STUMPS, AND GROUNDS

SAWHORSE AND STUMPS: PAGE 15.

FULL PAGED GROUND: PAGE 20

SMALL GROUND: PAGE 21

FEW BUILDING VARIATIONS









Building Guide:

Cut out the form.

Collect the edges.

Wall:



Roof:

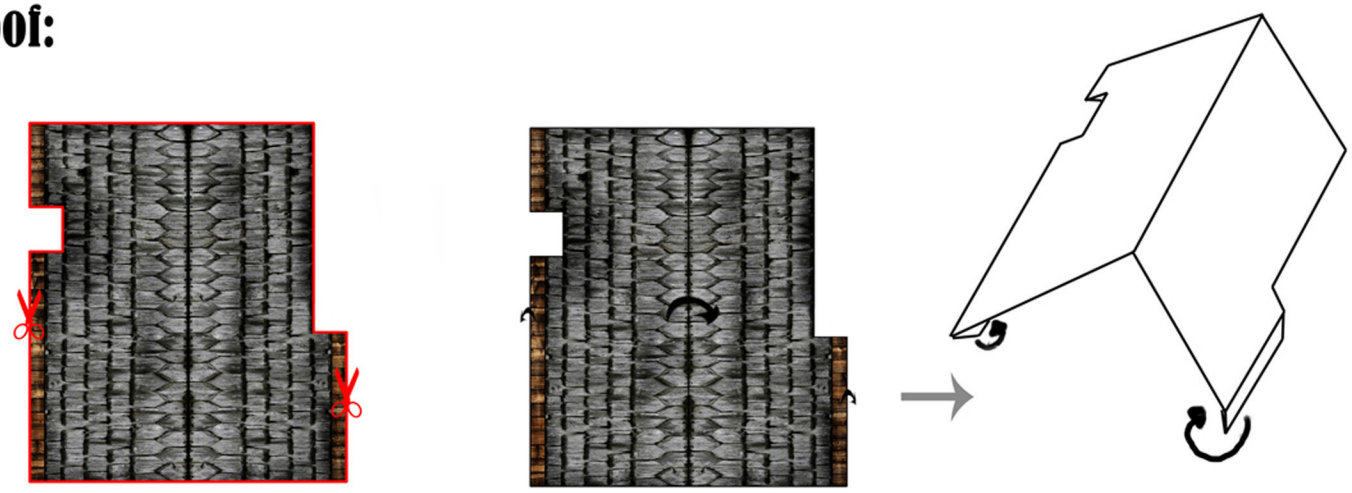

Chimney:



Building Guide:

Cut out the form. Collect the edges.

Projecting roof:

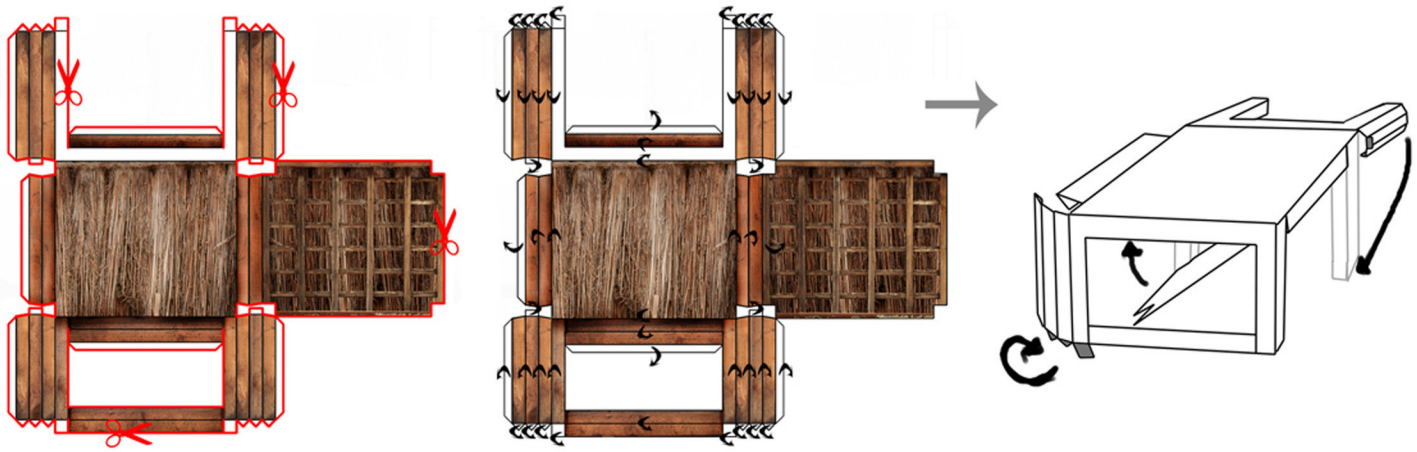

Sawhorse:

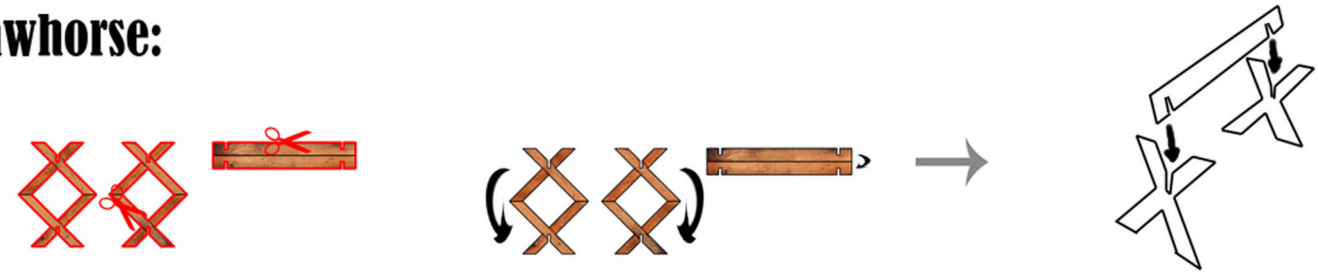

Stump:



Building Guide:

Cut out the form.

Ground:









…. You’re DONE!
We wish a good entertainment!

Wall V.:1/a



Wall V.:1



Wall V.:2/a



Wall V.:2



Wall V.:3



Roof V.:2





Projecting Roof V.:2



Roof V.:1





Projecting Roof V.:1



Roof V.:3





Projecting Roof V.:3



Sawhorse



Stump V.:1



Stump V.:2



Chimney V.:1/a



Chimney V.:1



Chimney V.:2/a



Chimney V.:2

