Paper Models of Non

Stone House Kit

28 mm Scale



Character



Adventurer

Matthew Makes Games

Step 1 - Paper

110lb White Stock Paper or
Photo Paper

Step 2 - Tools

Scissors
Liquid Glue or Glue Runner
Glue Stick or Spray Glue
Hobby Knife
Dull Knife for Scoring
Self Healing Cutting Mat
Ruler to Cut Straight Lines
Black Marker
Rolling Pin (Optional)

Step 3 - Building Character

3.1 Cut Charater Retangle out, score on the RED line.

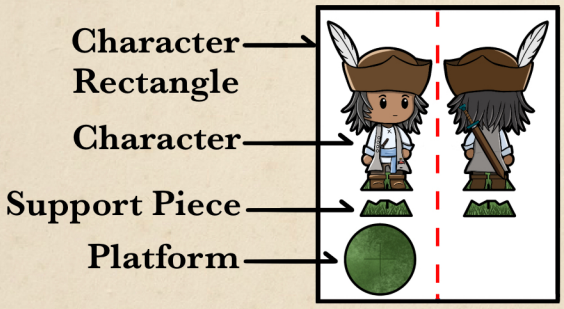

3.2 Glue the back with a glue stick or spray glue and then fold on the RED line. Flatten both sides together, a rolling pin works great.



3.3 Cut the Charater, the Support Piece and Platform out along the BLACK lines. Make a notch on the bottom of the Charater and the Support Piece.



3.4 Use the black marker and blacken the white edges around the Character, Support Piece and Platform.



3.5 Insert the Support Piece perpendicular to the Charater.



3.6 Dip the bottom of the Charater and Support Piece in white glue and place it on the Platform to dry.



Finished!

Step 4 - Building House

4.1 Cut and score all the paper pieces as shown on the Cut and Score Guide Attached on Page 4-6.

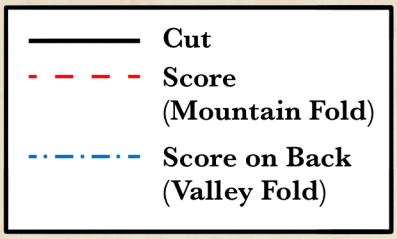

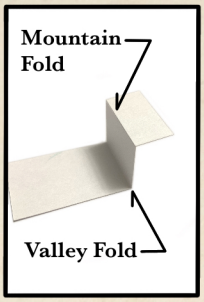

4.2 Glue the wings to the back of the windows and door frame.



4.3 Glue the windows and door to the backside of the house.



4.4 Glue the sides on the house together and glue to the House Base.



4.5 Glue the sides of the roof down to the back side of the roof. Fold side 1 first then fold side 2. Repeat for the other side of the roof.



4.6 Glue the roof on the house walls.



4.7 Glue the wings down for the Chimney Shoot.



4.8 Glue the Chimney Shoot to the backside of the top of the Chimney.



4.9 Glue the Chimney together.





4.10 Glue the Chimney to the Roof.



4.11 Use the black marker and blacken the white edges around the house.



Paper Model Complete!

Find us at:
matthewmakesgames

Please leave your feedback and questions at:
matthewmakesgames@outlook.com







Stone House Cut and Score Reference Guide

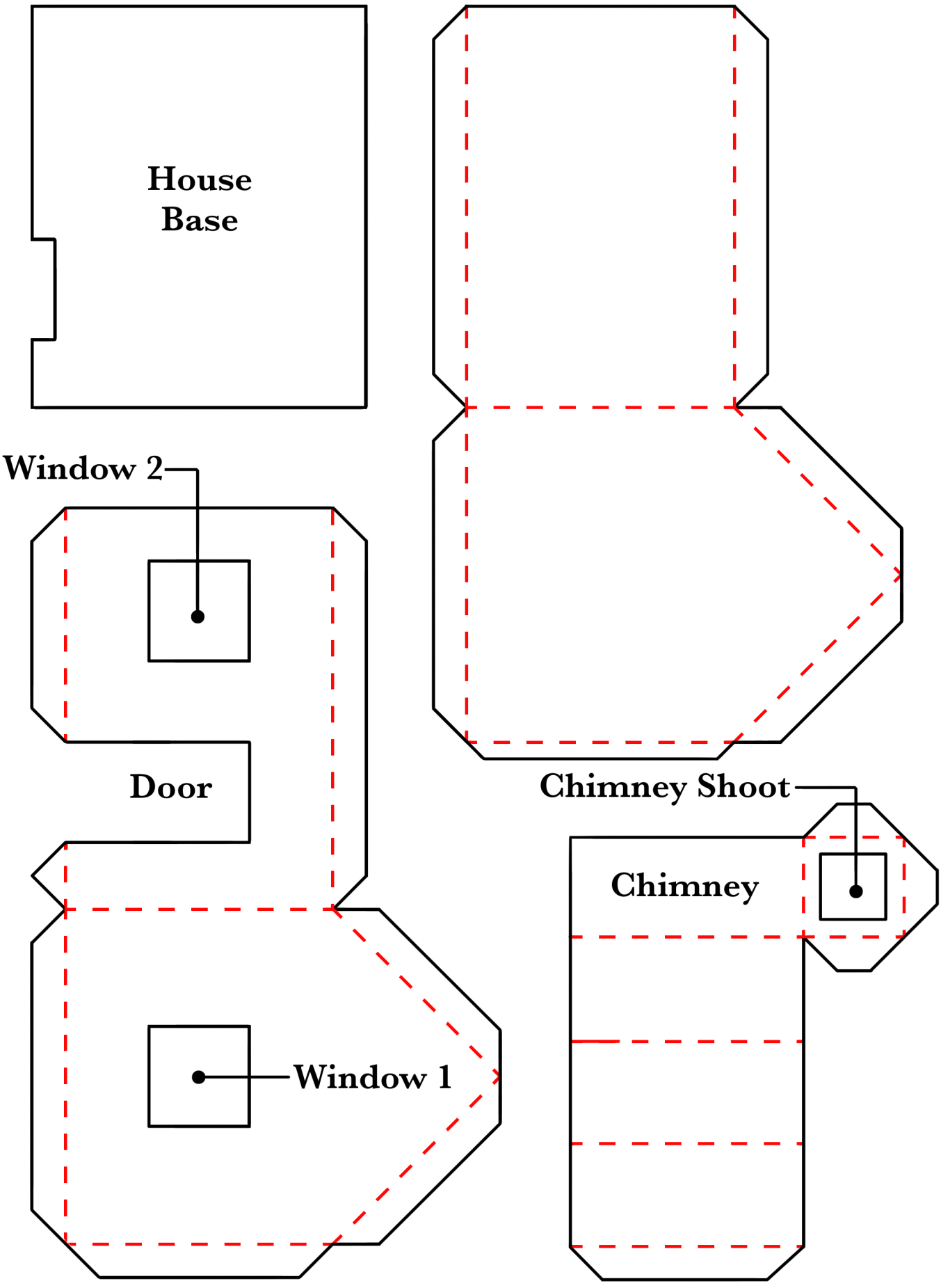

Stone House Cut and Score Reference Guide

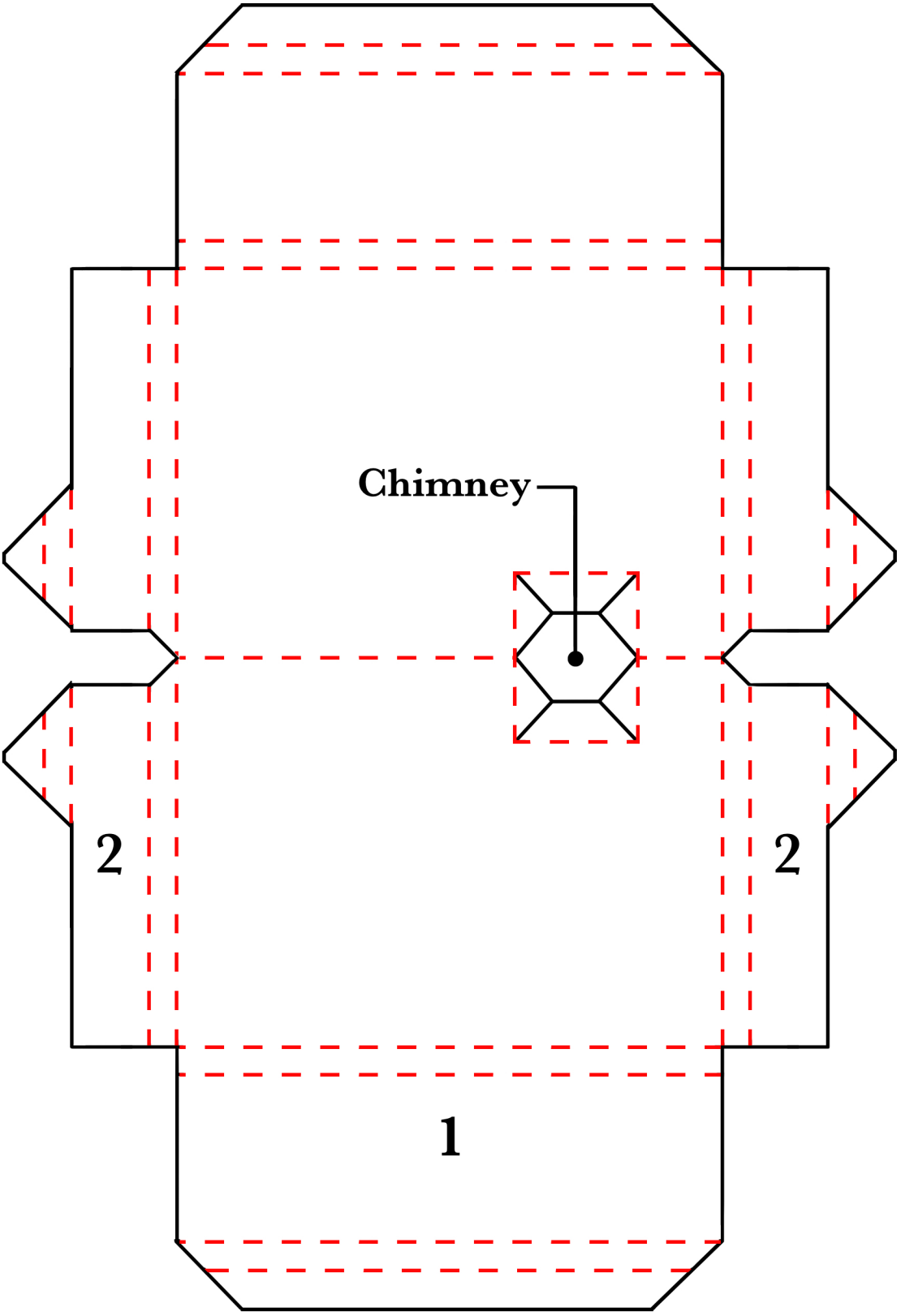

Stone House Cut and Score Reference Guide

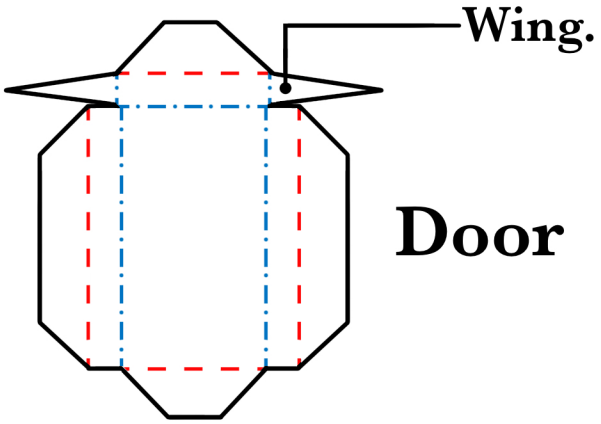

Door

Cut
Score
(Mountain Fold)
Score on Back
(Valley Fold)

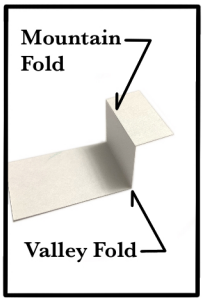

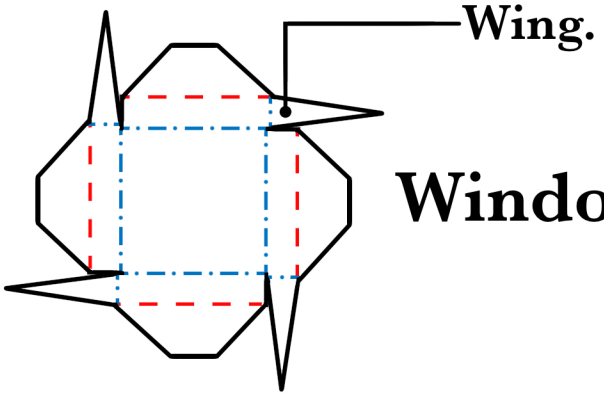

Window 1

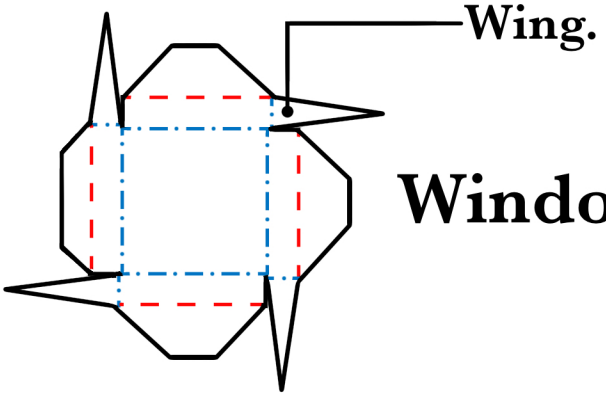

Window 2

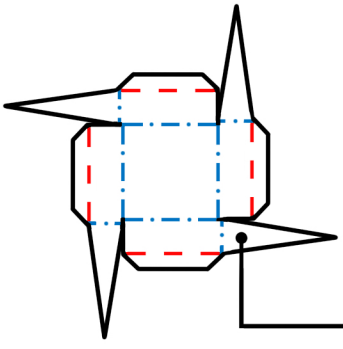

Chimney Shoot