Black Scrolls

Blacksmith



City of Tarok
3D Printables

Miniature Set

by Antal Kéninger

City of Tarok: Blacksmith

You can resize the files if you want a smaller (or larger) sized miniatures in your game, these files are good to 28-32mm sized miniatures without changes.
The finished model will be 7.3 inches (18.7cm) tall, the base is 9x8.5 inches (22.8x21.8cm).
You do not need any support material to print this model, you can turn off that setting in your printer.

We have printed this model at 0.16 mm layer height, 10 percent infill and 210C with eSun PLA+, using a 0.4 mm nozzle. We used the 2.7 version of Cura as a slicer, it gave us much better results than the new ones. You'll find our setting in the Cura folder. These numbers may vary based on your printer and the material you use.

If you have any questions, please feel free to contact us on Facebook or any other platform where you can find us. :) You'll find the links below.

These files are for personal use only, making any changes to the files, selling them or the printed result is possible only with the written permission of the publisher. If you are interested in reseller rights of the printed model please visit our Patreon page for more info. Thank you!



Patreon: https://www.patreon.com/BSGMiniatures
Website: https://www.blackscrollsgames.com
Contact: info@blackscrollsgames.com
Facebook Group: https://www.facebook.com/groups/752326894943995/
Facebook: https://www.facebook.com/BlackScrollsGames/

Copyright © 2019 Antal Kéninger. No part of this publication may be reproduced in any form by any means, electronic, mechanical, photocopying, recording, or otherwise without the written permission of the publishers. Permission to copy is granted for personal use only.

Resizing the files:

You can resize the files if you want to print the building in another scale. They will work at 100% with 28mm figures and games.

These are the recommended settings to get other sizes:

140% - 40mm
115% - 32mm - heroic sized miniatures
100% - 28mm - standard RPG miniatures with one inch base
54% - 15mm - most boardgame items (Joan of Arc) and wargames
36% - 10mm - for wargaming
22% - 6mm - for wargaming

You can use these numbers in your slicer before printing.

Content:

You can see 3 folders/ZIP files next to this PDF file. The content of the „**in pieces**" is what you need if you want to print the model with a working door at 28mm scale and with window slots.
You'll find roof variations with fireplace options here.

If you have a printer with a larger bed or you do not need holes to the windows and working doors then you'll find the pieces merged by levels in the **„merged by levels„** folder. It contains versions with no interior details and floors, too. I can be handy if you want to show only the outside of the model or if you want to resize these models for resin prints.

The **„All merged„** folder contains the whole model with the roof variations.

How to add glass to your windows:

1, Get a cheap transparent folder from a pen and paper shop.
2, Cut out two pieces in the sizes you can see below. (Some window can be different!)
3, Place them in the slots of the windows.
(Size can vary but you can easily cut it into shape with a scissor.)
This will work only if you printed the models from the „in pieces„ folder!







*** building is from our City of Tarok Kickstarter**

Fireplace

There are „base_forge_hollow„ and „base_forge_hollow_LED_holder„ parts that you can print out if you need a fireplace and you would like to put a LED light inside of it.
The „base_forge_merged„ basement part has the same fireplace but it is merged, it is only one part.

We got these small led balls from amazon, here are some links if you would like to use the same, but you can insert other led lights, too.

Led balls on Amazon:
US: https://www.amazon.co.uk/gp/product/B07FGV9VV8/
UK: https://www.amazon.co.uk/dp/B06VWKS2JX/

Chinese sites:
https://www.aliexpress.com/af/led-ball-balloon.html?SearchText=led+ball+balloon
https://www.aliexpress.com/item/32503035305.html












10mm version




10mm version



