Instructions

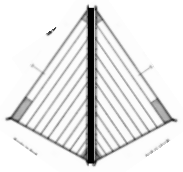

Fold over fore stay

1) Cut along outline of all three sails

2) Punch or cut holes for mast

3) Make slits above Course and top sail yards (do not cut edge to edge, leave as one piece) And bend back

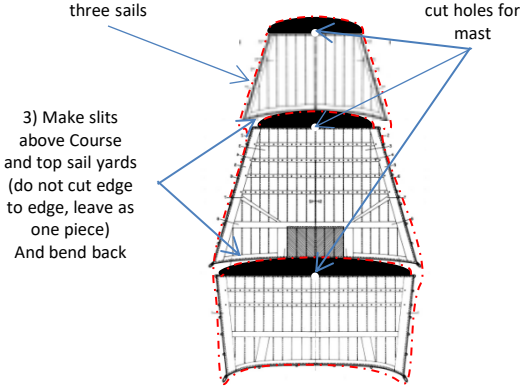

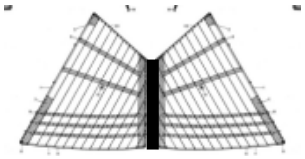

Fold around Mizzen Mast

4) Curl sails and slide over mast





I've used Ivory 25lb Linen (25% cotton) business paper and 'Natural' 65lb cardstock to good effect. The 65lb makes more durable square sails, but the 24lb works better for the folded Staysails and spanker.

16 Ga wire works great for masts – slightly oversized for scale, but rigged enough to stand up to handling.

A 1/16" single hole hand punch makes clean strong holes.

Once sails are positioned as desired, a drop of glue on each yard/mast joint holds everything together nicely.

** Sail art used without permission from the truly amazing book from a highly recommended series:
HMS Beagle: Survey Ship Extraordinary (Anatomy of the Ship) by Karl Heinz Marquardt

Approximate Mast Lengths (measured to waterline)

1/1/1000 Scale	Bowsprite (mm)	Fore Mast (mm)	Main Mast (mm)	Mizzen Mast (mm)
1st Rate	40	50	60	52
2nd rate?	38	45	56	48
3rd rate	36	46	55	45
4th rate	32	45	50	40
5th rate	30	45	49	39
10-gun Brig-Sloop	21	26.5	29	n/a

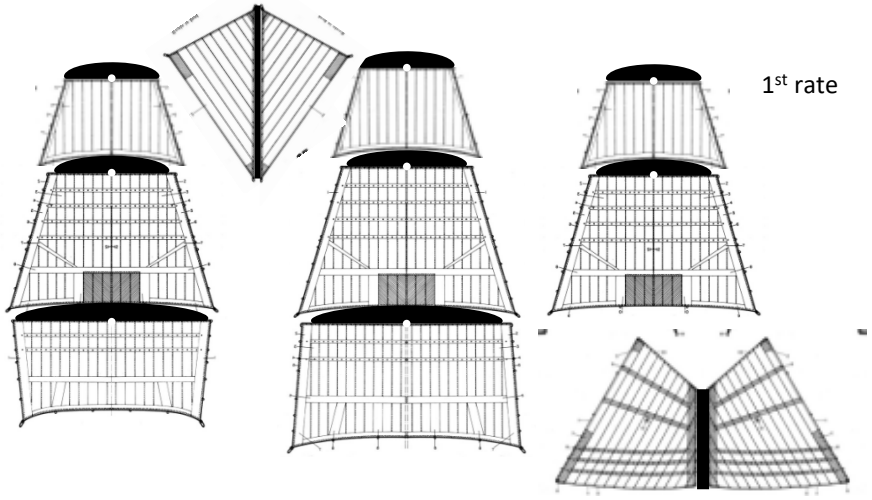

1st rate

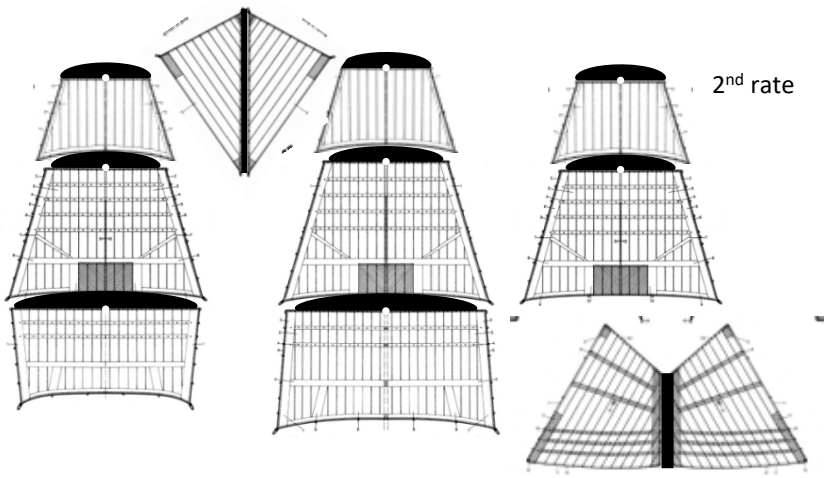

2nd rate

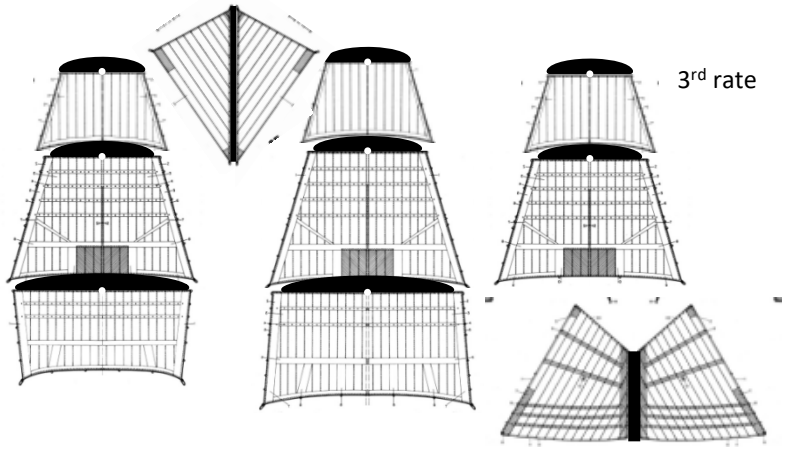

3rd rate

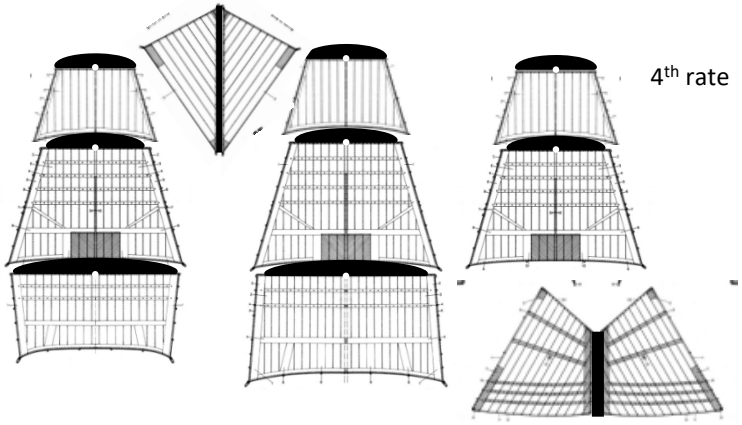

4th rate

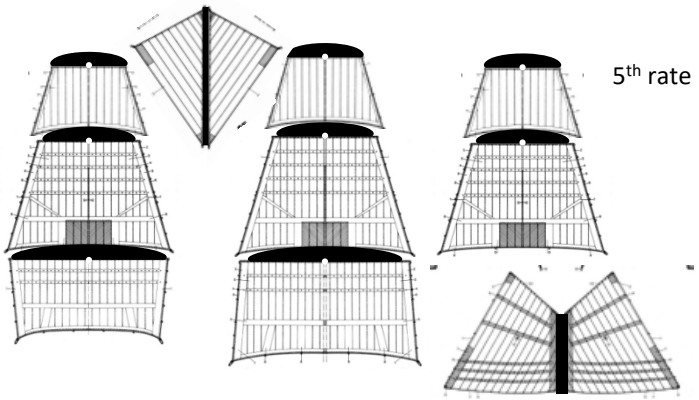

5th rate

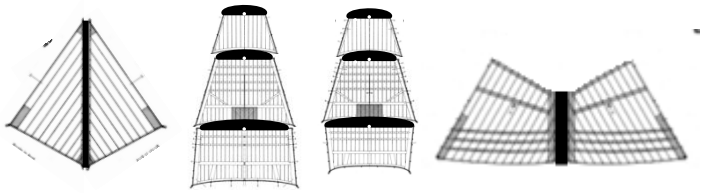

Brig-Sloop